

1 in"

Coral + co.

© Copyright Coral & Co. 2016 Patterns may be used for personal use only.

To print: Save file to computer, then open file to print. Do not fit to page.



Knot Bow Headband Pattern

Newborn - 2T



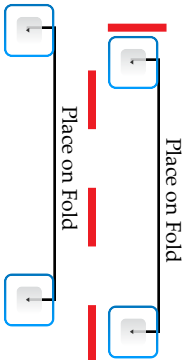
Finished width:
Narrow: 1.5"
Wide?: 2.5"

----- 0-3 Months
- - - - - 6-12 Months
..... 18 Months
- - - - - 2T

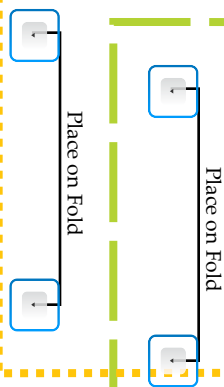
Go to <http://coralandco.com> for more
FREE Patterns

6-12 Months

0-3 Months



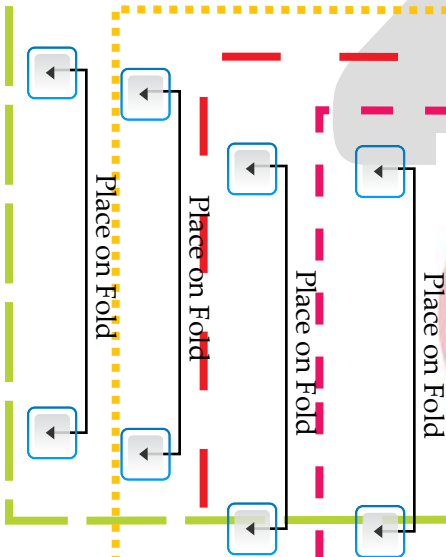
Knot Bow Head Pattern



Knot Bow Head Pattern

18 Months

2T



2T



Knot Bow Pa

18 Months

6-12 Months

0-3 Months

band

Cut 2

Narrow Headband

band

Cut 2

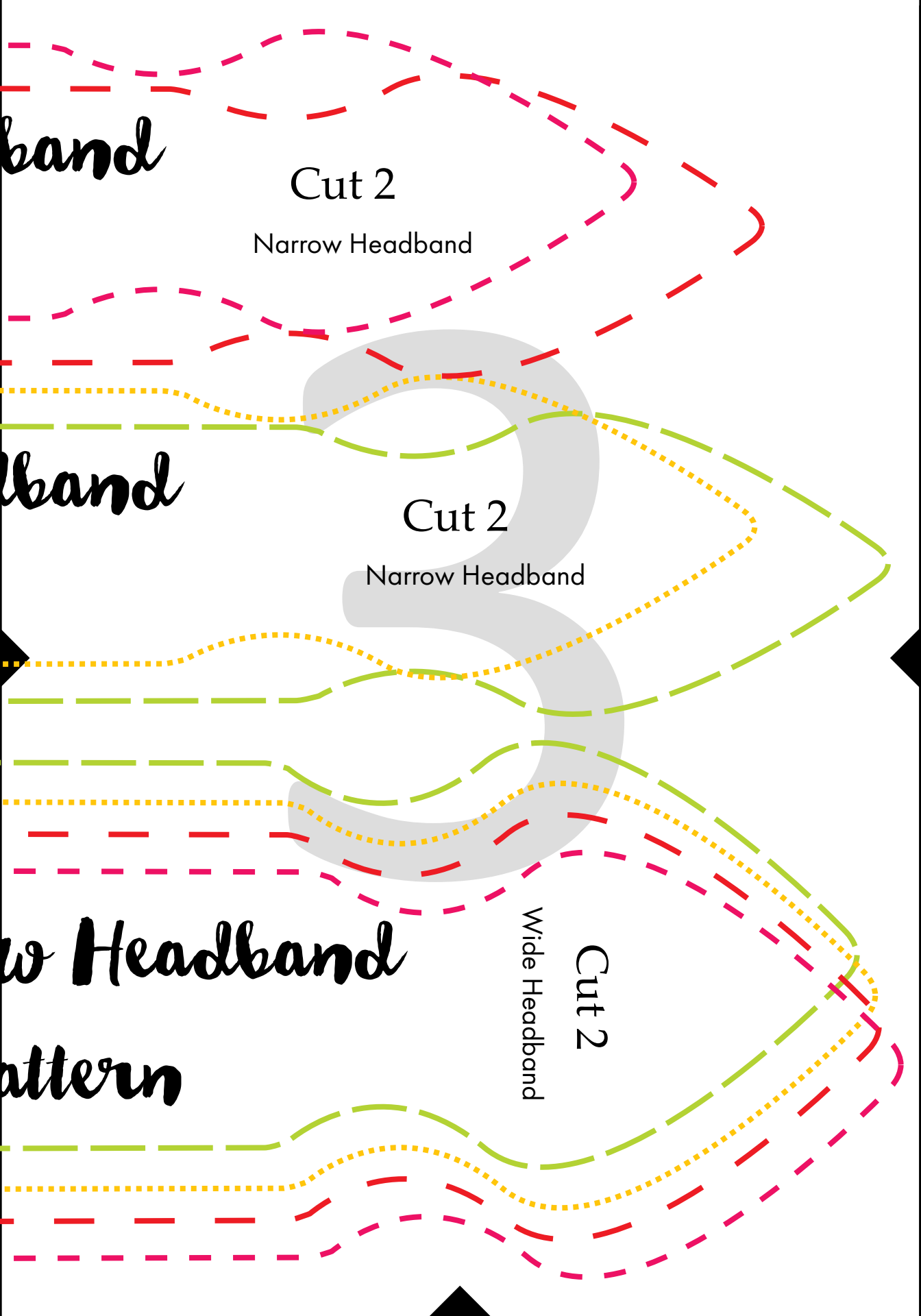
Narrow Headband

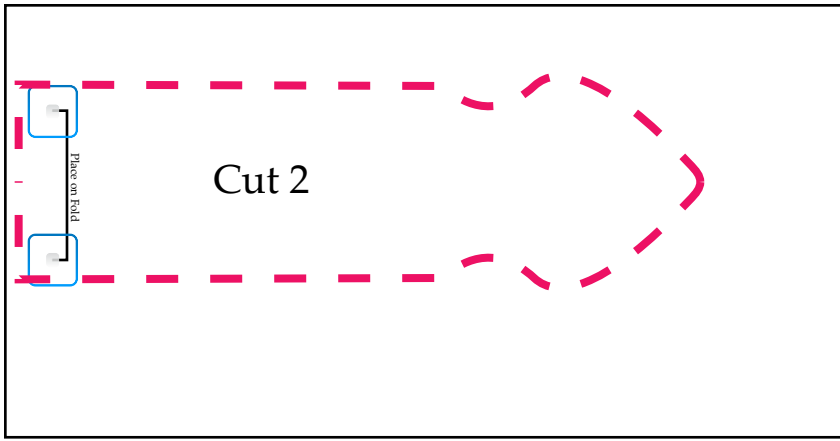
w Headband

attern

Wide Headband

Cut 2

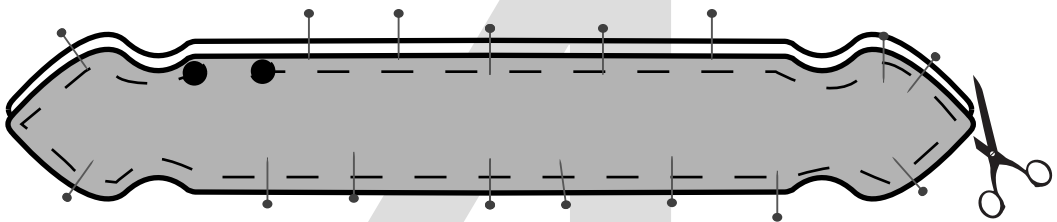




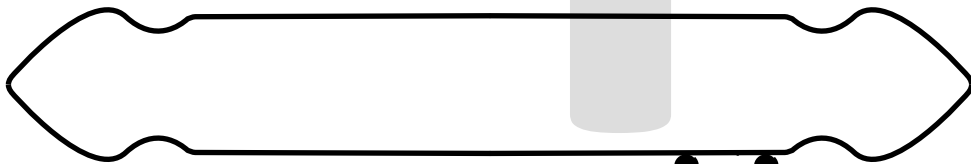
Right Side



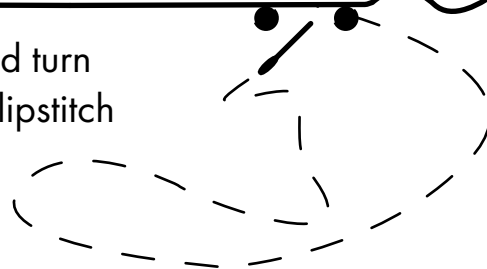
Wrong Side



With RST sew around edge using $1/4$ " seam, starting and stopping at dot marks leaving a 1" opening.



Trim $1/4$ " of ends and turn bow right side out. Slipstitch 1" opening closed.



Tada! You are all done :)

