




A Pattern by Shelly Morgan

# Knot Bow Headband

Sizes 0 - 2T, Small Child, Child, Teen/Adult

## Getting Started

- Before starting be sure to read through pattern completely.
- Seam allowances are 1/4in, unless otherwise noted.
- Press seams open, unless otherwise instructed.
- RST = right sides together.
- WOF = width of fabric.
- HST = half-square triangle.
- Width of Fabric assumes 42" wide fabric



To print: Save file to computer, then open file to print. Do not fit to page.

	0-3 Months
	6-12 Months
	18 Months
	2T
	3 - 7 Years
	8 - 12 Years
	Teen/Adult

Finished width:  
Narrow: 1.5"  
Wide: 2.5"

Go to <http://coralandco.com> for more  
FREE Patterns

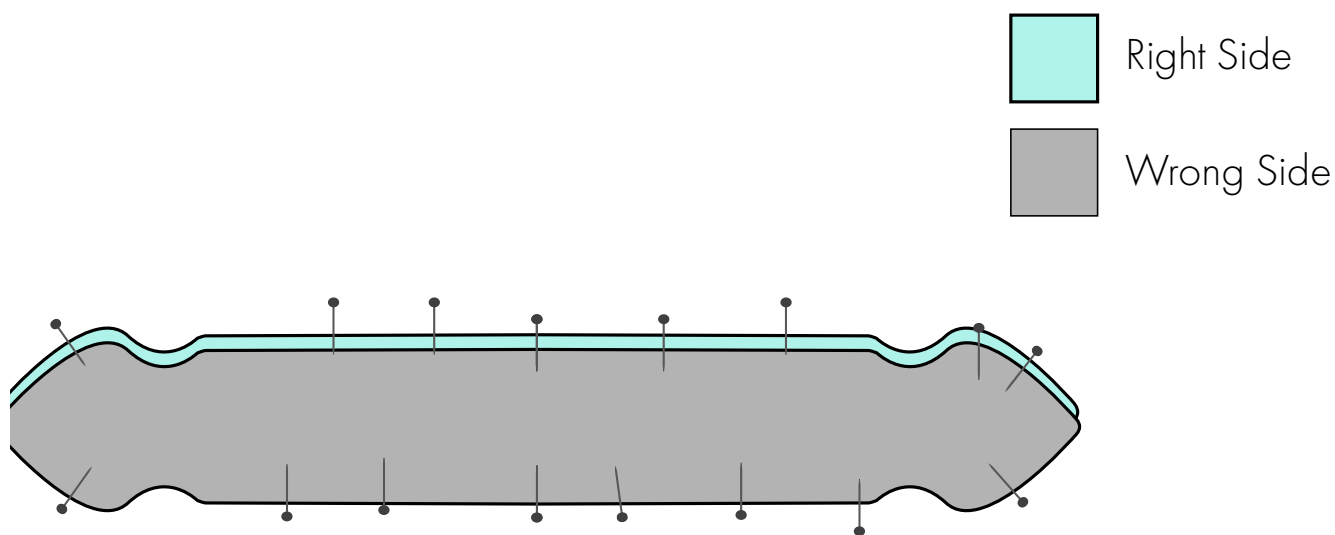
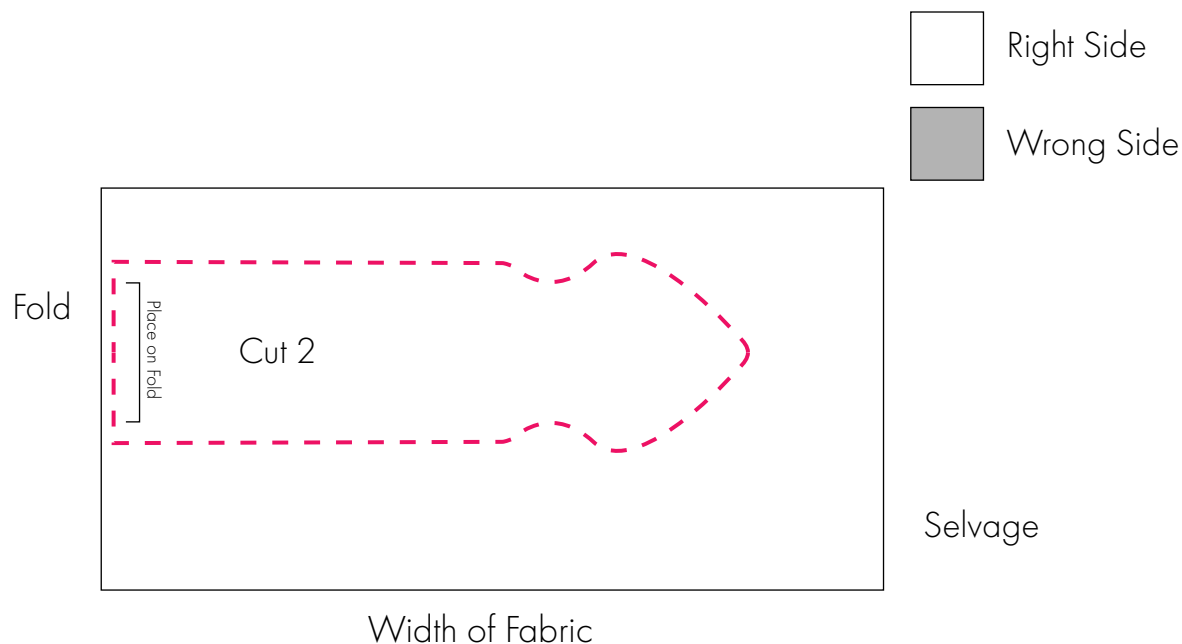
## Fabric Requirements

Helpful Notions:  
- Stretch Thread  
- Micortex or Ballpoint  
Needle  
- Walking Foot

Suitable Fabric  
Types:  
- Jersey Knit  
- Interlock Knit

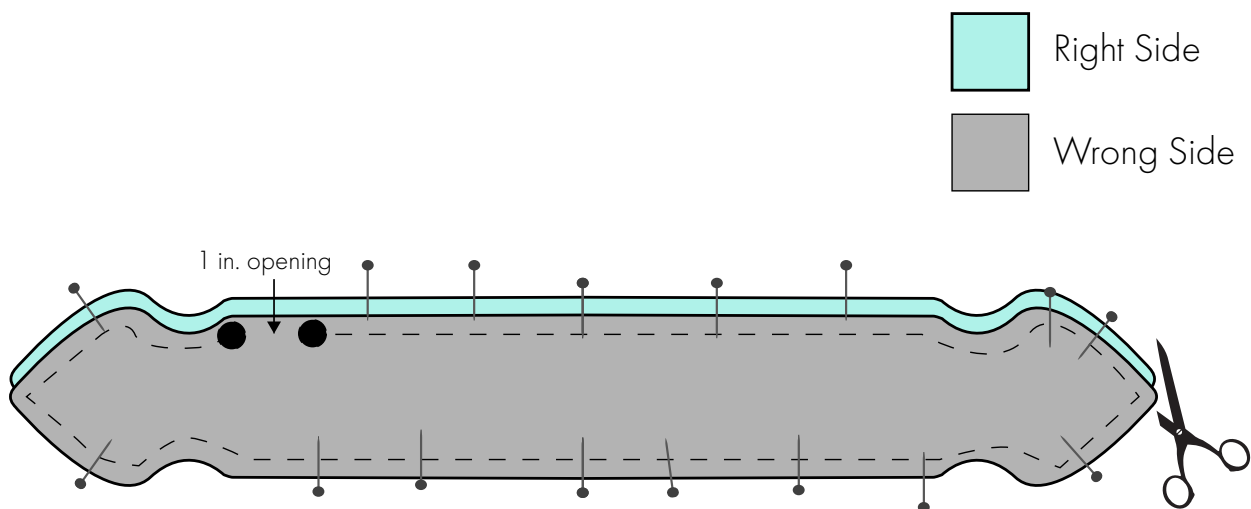
Fabric Needed:  
1/4 Yard or  
5" x 30" minimum length

# Cutting Instructions



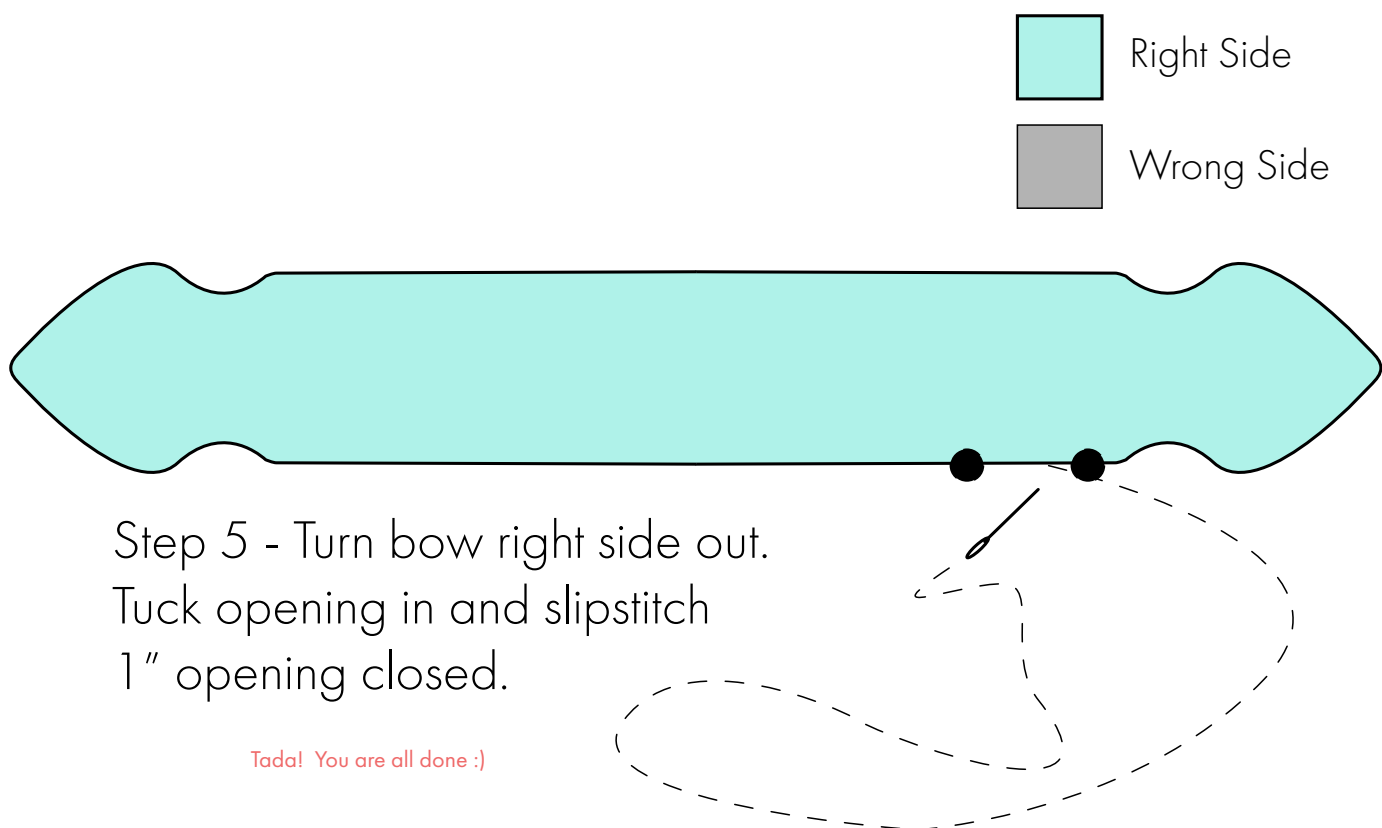
Step 2 - Place both headband pieces together with Right Sides Together (RST) - so that they lay on top of each other.

Step 3 - Pin in place.



Step 4 - With RST sew around edge using  $1/4$ " seam, starting and stopping at dot marks leaving a 1" opening.

Step 5 - Trim points of headband (being careful not to cut into seam) to reduce bulk.



Step 5 - Turn bow right side out.  
Tuck opening in and slipstitch  
1" opening closed.

Tada! You are all done :)

0-3 Months

6-12 Months

# Knot Bow Hea

Coral+Co. Pattern  
MODERN SEWING

Place on Fold

Place on Fold

Place on Fold

Place on Fold

# Knot Bow H

Coral+Co. Patter  
MODERN SEWING

18 Months

2T

# Knot Bow

Coral+Co. Pa  
MODERN SEWING

Place on Fold

Place on Fold

Place on Fold

Place on Fold

2T

18 Months

6-12 Months

0-3 Months

dband

Cut 2

Narrow Headband

leadband


rn

w Headband

attern

Wide Headband

Cut 2



# Knot Bow Headband

Coral+Co.  
MODERN SEWING

Place on Fold

Place on Fold

Place on Fold

## Pattern

Coral+Co.  
MODERN SEWING

# Knot Bow Headband Pattern

Place on Fold

Place on Fold

Place on Fold





